



Istation Math Student Summary Report

The Student Summary Handout Report shows how your student is performing on Istation's ISIP™ assessment.

ISIP™ Math results for Jen Smith Mathematics Classroom

1 Program Overview

Current Math Unit : Unit 4
Last Date Used: Wed Feb 12 2020 08:21:38 AM (-06:00)

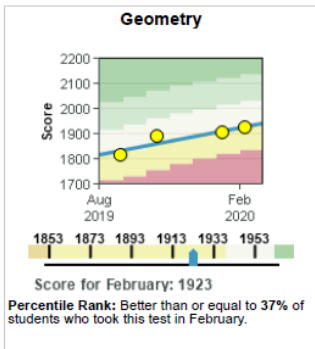
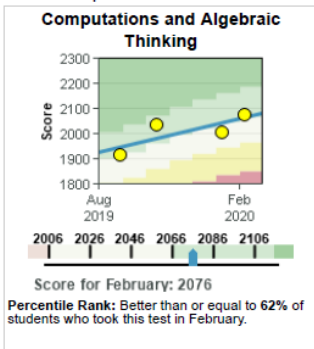
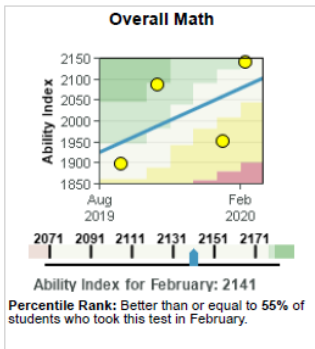
Program Usage (hours): 2.8
Quantile: 120Q

Istation's Indicators of Progress (ISIP™)

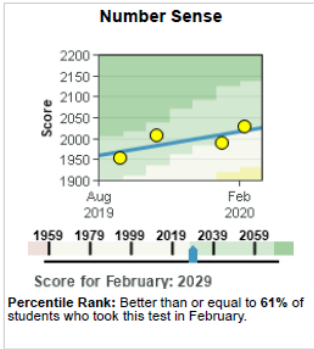
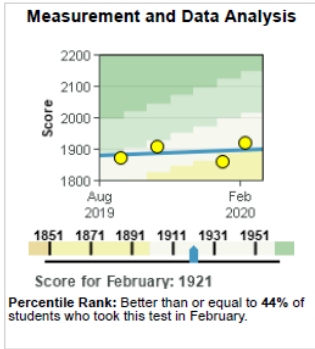
Results as of the most recent assessment taken (February 7th): The Student Summary Handout Report shows how your student is developing in overall mathematical ability, which is a strong indicator of instructional readiness for math content and skills. This information can be used to show growth throughout the school year.

Overall Math : **Level 3: At or below the 60th percentile rank**

2



3



4

Priority Report Overview (Jen Smith)

5

6

Reason Listed on Priority Report	Status	Date Listed	Intervention Delivered	Delivered By
ISIP Math: Grade 1	▼	Tue Jan 7 2020	-	-

Legend

- ▼ Some Difficulty — Student is demonstrating some weakness with this skill
- 🟡 Ongoing Difficulty — Student is continuing to demonstrate some weakness with this skill
- 🔴 Struggling — Student is demonstrating significant weakness with this skill
- 🟠 Ongoing Struggles — Student is continuing to demonstrate significant weakness with this skill

Levels Report Guide

- 1 Program Overview** includes unit of instruction, last date of use, and program usage. It provides the QUANTILE STUDENT MEASURE.
- 2 Ability Index** shows ability growth throughout the school year.
- 3 Percentile Rank** identifies the student's results as compared to others who took the assessment at the same time.
- 4 Priority Report Overview** lists the last five Priority Report alerts. This section can be included at the teacher's discretion.
- 5 Intervention Delivered** documents the date of intervention.
- 6 Delivered By** identifies who delivered the intervention.