

ISIP Oral Reading Fluency (ORF) is a cutting-edge assessment that uses voice recognition technology to automatically measure oral reading fluency for elementary students. Included with Istation Reading and Istation Español subscriptions for K-5 learners, this assessment can be administered in 10 minutes or less. Each session consists of three short passages, each lasting 90 seconds or less. Use this guide to get started.

### Logging In Option 1

### Using the Istation Application

1) Log in to the student application.



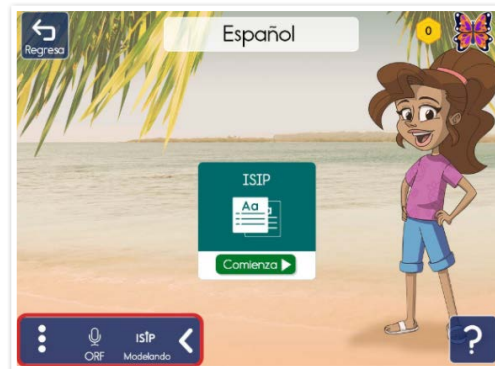
Select Istation Español.



2) Press the three dots in the bottom left corner of the product submenu.



Select the **ISIP ORF** icon.



3) Select **IR** on the pre-ISIP pop-up.

This will automatically open the assessment in your default web browser.



## Logging In Option 1: Using Istation Application (continued)


4) Press **INICIO** to begin ISIP ORF. If you experience problems logging in, launch ISIP ORF directly from a web browser using the directions below.



## Logging In Option 2

### Using Web ISIP™

1) Go to [isip.istation.com](http://isip.istation.com).  
Select school.  
Enter username and password.



2) Select the ISIP™ ORF icon:



Fluidez de lectura  
oral

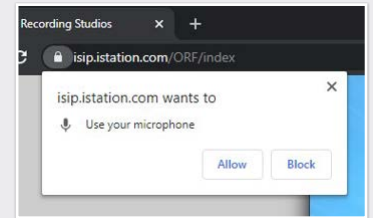


3) Press **INICIO** to begin ISIP ORF.



## Important: Enabling Microphone Access

The first time you access ISIP ORF, you will be prompted to grant microphone access after pressing INICIO. This prompt looks different within each browser. It is necessary to grant access. See example image:



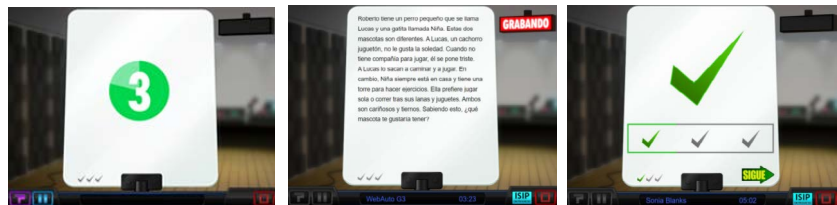
# Taking ISIP™ Oral Reading Fluency

## Microphone Check:

- Proceed through the introduction and press **INICIO** to begin the microphone check.
- Speak naturally to check the microphone and then press **LISTO**. If the microphone check fails, adjust your settings (or position) and press **SIGUE** to try again.
- When the microphone check is successful, press **SIGUE** to proceed.

## Begin Recording:

- After the instructions, press **INICIO**. Recording begins after the countdown.
- Read the passage and then press **LISTO**.
- If you have not finished after 90 seconds, you will automatically move on. Record all three passages to complete the session.



## Help Button



Bottom Left  
Repeats last instructions

## Pause Button



Bottom Left  
Pauses the assessment  
Cannot pause during recording

## Stop Button



Bottom Right  
Use to exit anytime  
Recordings are saved

## Logout

Once you've completed all three passages, wait for the outro to finish and then log out from the main menu.